



<https://kgidonline.karnataka.gov>

Motor Insurance

Agency Login Renewal Vehicle - OTC Payment

USER MANUAL FOR AGENCY USERS

Karnataka Government Insurance

Department Government of

Karnataka

Prepare by
Centre for Smart Governance
Yeswanthpur, Bengaluru, Karnataka 560022

Note:

- Non HRMS Boards, Institute Etc..... Were they does not have integration in K2, Need to process Vehicle Insurance in Agency Login.
- Where Agency ID and Password is created by the department (080-22536177)
- Details need to be given by the concerned policy holders for Agency ID creation.

LOGIN PAGE- Agency:

1. Select the “Agency Login” Tab.
2. Agency has to enter his “User name” and “Password”.
3. Enter the “Captcha” and click on Login button.

The screenshot displays the login interface for the Karnataka Government Insurance Department. At the top left, contact information for Sri. Basavaraj Bommai, Hon'ble Chief Minister, is provided. The header includes the department name and logo. A navigation menu contains 'Home', 'User manual and videos', and 'Help Desk'. On the left, a circular menu highlights 'Life Insurance', 'Group Insurance', and 'Family Benefit Scheme'. The main login form features three tabs: 'Agency Login' (selected), 'KGID Login', and 'New Employee Login'. The form fields are: Username (AGENCY001), Password (masked with dots), and Captcha (INB7AJ). A 'Login' button is positioned below the captcha field, with a 'Forgot Password?' link nearby. A 'KGD' building image is on the left, and a temple dome is on the right. Blue callout boxes with arrows point to the Username, Password, Captcha, and Login button fields, with labels: 'Enter the user name', 'Enter the password', 'Enter the captcha', and 'Click on Login Button'.

4. Select the “Motor insurance” Tab

Welcome,
AGENCY001

Sri. Basavaraj Bommai
Hon'ble Chief Minister
Government of Karnataka

Home

Motor Insurance

MI Claim Application

Raise an Issue

INSURANCE

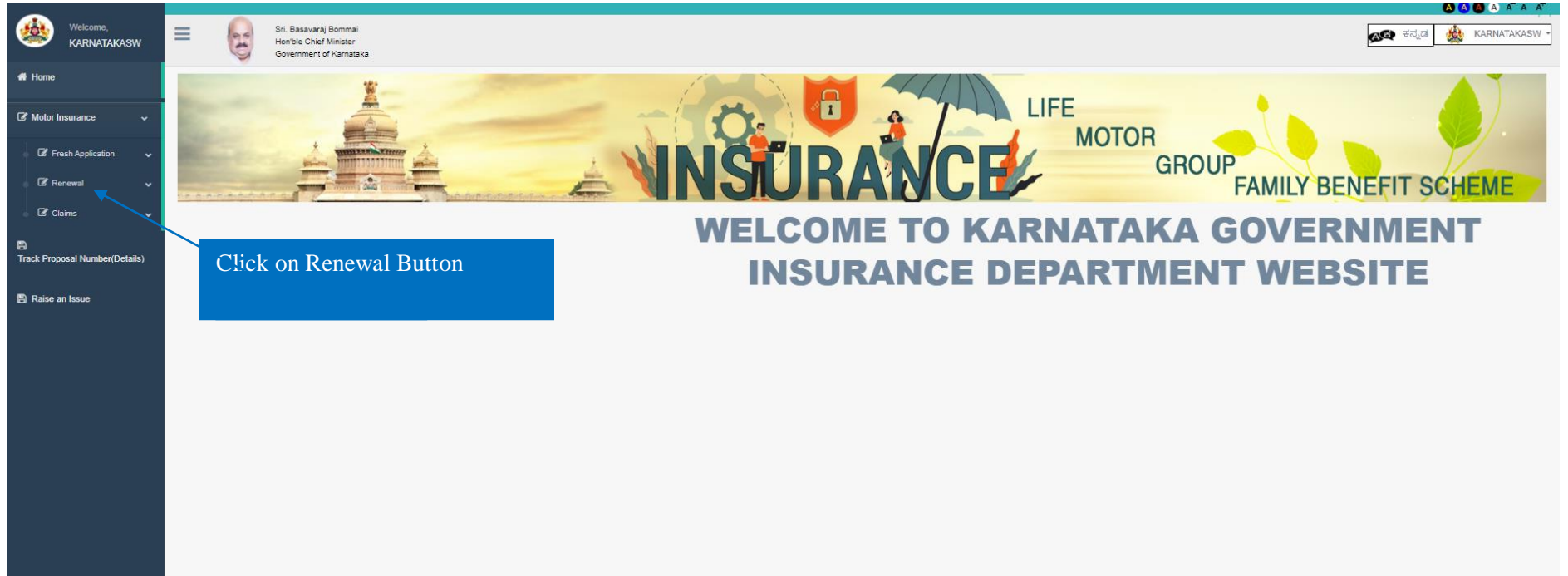
LIFE MOTOR GROUP

FAMILY BENEFIT SCHEME

**WELCOME TO KARNATAKA GOVERNMENT
INSURANCE DEPARTMENT WEBSITE**

Select the Motor Insurance

5. Click on “Renewal application”



The screenshot displays the Karnataka Government Insurance Department website. The top navigation bar includes the state emblem, the text "Welcome, KARNATAKASW", a profile of the Hon'ble Chief Minister, and a language selector set to Kannada. The main banner features the word "INSURANCE" in large letters, with "LIFE MOTOR GROUP" and "FAMILY BENEFIT SCHEME" to its right. Below the banner, the text "WELCOME TO KARNATAKA GOVERNMENT INSURANCE DEPARTMENT WEBSITE" is centered. On the left, a dark sidebar contains a menu with "Home", "Motor Insurance", "Fresh Application", "Renewal", "Claims", "Track Proposal Number(Details)", and "Raise an Issue". A blue callout box with the text "Click on Renewal Button" and an arrow points to the "Renewal" menu item.

6. Click on “Renewal Application

7. And Click on Renewal Application or Edit Application

Motor Insurance RenewalApplication

Vehicle No.	Policy Number	Policy From Date	Policy To Date	Renewal Application Number	Chassis No	Owner Of Vehicle	Vehicle Model	Action
KA02G2015	1232588	07 Jul 2021	06 Jul 2022	20220329190629	MA3EJKD1S00A84406	PROJECT DIRECTOR	SWIFT DZIRE	Edit Application

Showing 1 to 1 of 1 entries

Previous 1 Next

Click on Renewal or Edit Application

8. Application form will display, Proposer's owner name and Address , Email ID, Occupation and Contact number will fetch automatically

Welcome,
KARNATAKASW

Sri. Basavaraj Bommai
Hon'ble Chief Minister
Government of Karnataka

KARNATAKASW

Home
Motor Insurance
Track Proposal Number(Details)
Raise an Issue

Motor Insurance Application Reference Number : 20220329190629

Proposal Form Upload Required Documents

1. Proposer Details 2. Vehicle Details 3. IDV Details 4. Declaration

Proposer's (Owner's) Full Name :
PROJECT DIRECTOR

Address (Address where vehicle is normally kept and used) :
NATIONAL HYDROLOGY PROJECT, WRDO, ANANDRAO CIRCLE, B'LORE

Telephone No :
9900824003

Owner of the Vehicle :
PROJECT DIRECTOR

Email :
karnatakasw@gmail.com

Pincode :
560009

Occupation/Business :
PROJECT DIRECTOR

Previous Save

Click on Save Button

9. Vehicle Policy Details will fetch automatically

10. In case any vehicle details is wrong Editable option id given to edit the vehicle details.

The screenshot displays the 'Motor Insurance Application' web portal. The header includes the user's name 'HEMA KUMAR S C' and the government's name. The main content area is titled 'Motor Insurance Application' with a reference number '20220222205389'. The form is divided into sections: 'Proposer Form' and 'Upload Required Documents'. The 'Proposer Form' is further divided into four steps: 1. Proposer Details, 2. Vehicle Details, 3. IDV Details, and 4. Declaration. The 'Vehicle Details' section is active, showing fields for Policy No., Registration No., Date of Registration, Vehicle RTO, Engine No., Seating Capacity, Cubic Capacity, Gross Vehicle Weight, Type of Cover, Chassis No., Vehicle Category Type, Make of Vehicle, Type of Model/Body, Month of Manufacture, Year of Manufacture, Vehicle Fuel Type, Vehicle Type, Vehicle Sub Type, Vehicle Category, and Type of Vehicle. A blue callout box points to the 'Type of Cover' dropdown menu, which is currently set to 'Liability Only Policy'. Another blue callout box points to the 'Save' and 'Next' buttons at the bottom right of the form.

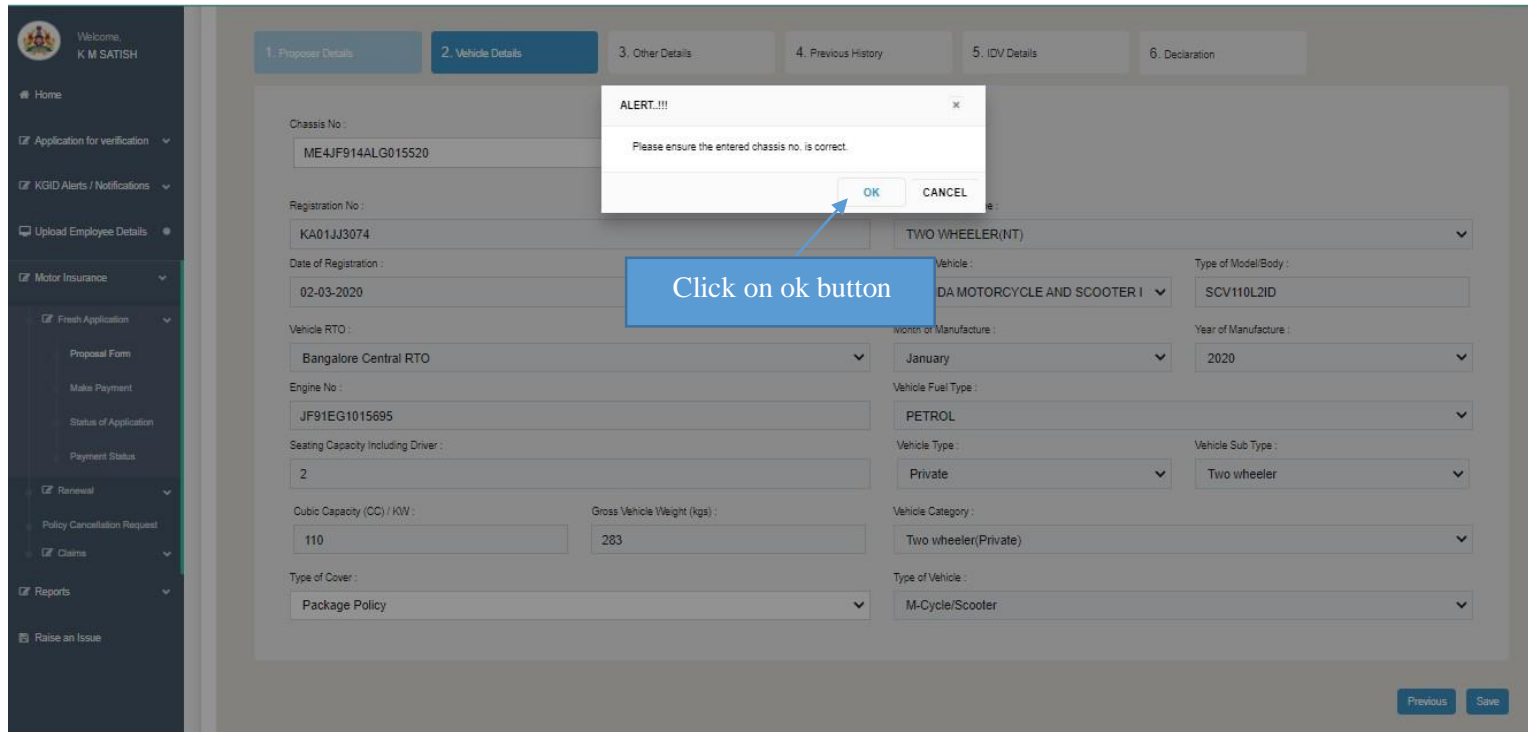
Select package correctly

Click on Save and Next

Note:

1. If the vehicle is above 10 years from manufacture date, Select Liability Only Policy
2. If Vehicle is below 10 years from manufacture date, Select Package Only Policy

11. After Clicking on Save button, Alert message will display as – “Please Ensure vehicle details are correct”



- 12. After clicking on Next button,
- 13. Automatically Vehicle Renewal Amount will display in Total Amount Payable

Motor Insurance Application

Reference Number : 20220222205389

Proposal Form

Upload Required Documents

1. Proposer Details 2. Vehicle Details 3. IDV Details 4. Declaration

Vaahan Cost Price Rs.	0
Cost Price as per Invoice Rs.	57459
Re-Enter Cost Price as per Invoice Rs.	57459
Non-electrical accessories fitted to the vehicle Rs.	
Electrical and electronic accessories fitted to the vehicle Rs.	
Side car (Two wheeler Trailer(Pvt cars)) Rs.	
Value of CNG / LPG KIT Rs.	
Insured Declared Value Rs.	17,238.00

Total Amount Payable Rs. 852.00

View Premium Details

Previous Save Next

Content Owned and Maintained by : Karnataka Government Insurance Department, Government of Karnataka
Designed and Developed by : Centre for Smart Governance, Government of Karnataka
Best Viewed in Google Chrome and above at resolution 1440 X 597

14. Click on “View premium details” button then, system displays the premium notice which consists of price break-ups and calculations

The screenshot displays a web application interface for a 'FAMILY BENEFIT SCHEME'. A central modal window is open, showing a detailed premium calculation form. The form includes various input fields for policy details, premium amounts, and a 'Print' button at the bottom right. A blue arrow points to the 'Print' button, which is highlighted by a blue callout box containing the text: 'Click on print button for calculation details PDF'. The background shows a blurred view of the main application page with a header featuring a temple image and the text 'LIFE MOTOR GROUP FAMILY BENEFIT SCHEME'. The top of the browser window shows navigation icons for 'Apps', 'mail', 'youtube', and 'maps', and the text 'reading iis'.

Click on print button for calculation details PDF

15. Click on “I agree to the terms and condition mentioned above “and click on save button

Welcome,
K M SATISH

Home

Application for verification

KGID Alerts / Notifications

Upload Employee Details

Motor Insurance

Fresh Application

Proposal Form

Make Payment

Status of Application

Payment Status

Renewal

Policy Cancellation Request

Claims

Reports

Raise an Issue

Reference Number : 20210923115227

Application Form

Upload Required Documents

1. Proposer Details

2. Vehicle Details

3. Other Details

4. Previous History

5. IDV Details

6. Declaration

I / We here by declare that the statements made by me / us in this proposal form are true to the best of my / our knowledge and belief and I / we here by agree that this declaration shall from the basis of the contact between me / us and the Karnataka Government Insurance Department.

I / We also declare that any additions or alterations are carried out after the submission of this proposal form, the same would be conveyed to the insurer immediately. Received a copy of the proposal form duly filled and signed by me/ on my behalf

I agree to the terms and condition mentioned above.

Click check box “I agree to the terms & Conditions mentioned above” for further process Of uploading documents

Previous Save Finish

Click on save and finish

16. Click on finish button “Are you sure you want to submit the proposal form” click on ok

The screenshot displays a web application interface for a 'MOTOR GROUP FAMILY BENEFIT SCHEME'. A dark sidebar on the left contains a user profile for 'K.M SATISH' and a menu with options like 'Home', 'Application for verification', 'KGID Alerts / Notifications', 'Upload Employee Details', 'Motor Insurance', 'Fresh Application', 'Proposal Form', 'Make Payment', 'Status of Application', 'Payment Status', 'Renewal', 'Policy Cancellation Request', 'Claims', 'Reports', and 'Raise an Issue'. The main content area shows a 'Reference Number : 20210923115227' and a progress bar with six steps: 1. Proposer Details, 2. Vehicle Details, 3. Other Details, 4. Previous History, 5. IDV Details, and 6. Declaration. A modal dialog box titled 'Submit Application?' is centered on the screen, asking 'Are you sure you want to submit the proposal form?' with 'OK' and 'CANCEL' buttons. A blue callout box with an arrow points to the 'OK' button, containing the text 'Click on ok button'. Below the dialog, the form content is partially visible, including a declaration section with a checked checkbox: 'I agree to the terms and condition mentioned above.' At the bottom right of the form, there are 'Previous', 'Save', and 'Finish' buttons.

17. After clicking finish button proposal form will be download.

The screenshot shows a web browser window with a 'Print Application' dialog box open. The dialog box is titled 'Print Application - Google Chrome' and shows a preview of a document titled 'MOTOR INSURANCE PROPOSAL FORM-I'. The document is from the 'KARNATAKA GOVERNMENT INSURANCE DEPARTMENT' and contains the following details:

PROPOSER DETAILS:

- Proposer(s) (Owner's) Full Name: KARNATAKA STATE POLICE DEPARTMENT
- Email: dhadad@fdfevo.ggf
- Address (Address where vehicle is normally kept and used): ADDITIONAL DIRECTOR GENERAL OF POLICE, STATE INTELLIGENCE WING, BENGALURU
- Pin Code: 242543
- Occupation: DEPUTY SUPERINTENDENT OF POLICE
- Telephone No: 9480803435
- Type of Cover: Package Policy

VEHICLE DETAILS:

- Registration No: KA16EP1269
- Vehicle Category type: TWO WHEELER(NT)
- Date of Registration: 3/3/2020 12:00:00 AM
- Make of Vehicle: HERO MOTOCORP LTD
- Type of Model: ZZJN0000078
- RTO: Chitradurga RTO
- Year - Month of Manufacture: 2019 - November
- Chassis No: MBLHAW011KHL09749
- Type of Fuel: PETROL
- Engine No: HA10ACKHL64568
- Seating Capacity Including Driver: 2

The dialog box also shows 'Print' settings: 'Destination' is 'Save as PDF', 'Pages' is 'All', and 'Layout' is 'Portrait'. At the bottom of the dialog box, there are 'Save' and 'Cancel' buttons. A blue arrow points to the 'Save' button.

Click on save button to download PDF

18. Upload the require documents and Click on finish button then “Document details saved successfully” click on ok

The screenshot displays a web application interface for a 'Motor Insurance Application'. The top navigation bar includes the user's name 'HEMA KUMAR S C' and the government logo. The main content area shows a 'Motor Insurance Application' form with a reference number '20220221163364'. The form is divided into two sections: 'Proposal Form' and 'Upload Required Documents'. The 'Upload Required Documents' section is active, showing a 'Renewal Upload Documents' area with a 'Choose File' button and a file named 'Tax Invoic...agara.pdf'. A 'Submit Changes?' dialog box is overlaid on the form, displaying the message 'Document details saved successfully' and two buttons: 'OK' (green) and 'CANCEL' (red). A blue callout box with an arrow points to the 'OK' button, containing the text 'Click on "OK" to submit the Documents'. The bottom of the page features a footer with copyright information and a resolution note.

19. After Documents uploaded successful

20. Select payment preview tab and click on “proceed to payment” button

Agency login holder can choose single/ multiple vehicles for payment of premium at one time

The screenshot shows the 'Motor Insurance Renewal Applications List' interface. The top navigation bar includes the user's name 'HEMA KUMAR S C' and the government logo. The left sidebar contains menu items such as 'Upload Employee Details', 'Group Insurance', 'Cancellation Request', 'Motor Insurance', 'Fresh Application', 'Renewal', 'Make Payment', 'Status of Application', and 'TTR Payment Status'. The main content area is titled 'Motor Insurance Renewal Applications List' and features three tabs: 'Application Form', 'Payment Preview', and 'Payment'. The 'Payment Preview' tab is active, displaying a table of application details. A blue callout box points to the 'Payment Preview' tab with the text 'Then select on Payment preview tab'. Another blue callout box points to the 'Make Payment' option in the sidebar with the text 'Click on make payment'. At the bottom of the table, there is a 'Total Payable Amount' section and a 'Payment Proceed Through OTC' button. A blue callout box points to this button with the text 'Click on Payment Proceed through OTC'. The footer contains the text: 'Content Owned and Maintained by : Karnataka Government Insurance Department, Government of Karnataka. Designed and Developed by : Centre for Smart Governance, Government of Karnataka. Best Viewed in Google Chrome and above at resolution 1440 X 597'.

Application Reference Number	Type of Cover	Registrat no.	Engine No.	Year of Manufacture	Vehicle Model	Insurance Amount	Action
20220219113155	Liability Only Policy	KA01MH4476	2KD6903800	2011	TOYOTA INNOVA	8303	<input type="checkbox"/>
20220219115652	Package Policy	KA02G1467	G12BN316071	2014	MARUTHI EECO	4882	<input type="checkbox"/>
20220219112505	Package Policy	KA02G2054	2GDA190470	2018	TOYOTA INNOVA	21612	<input type="checkbox"/>
20220221163364	Liability Only Policy	KA55G7043	KNG4L05137	2016	OMINI BUS	55530	<input type="checkbox"/>
20220221169949	Package Policy	KA01G6178	2GDA056406	2016	TOYOTA INNOVA	26161	<input type="checkbox"/>
20220221164089	Package Policy	KA02G2021	3 OCR401BSY606176	2017	TATA SUMO GOLD	12863	<input type="checkbox"/>
20220222206670	Liability Only Policy	KA04G1434	JC65E70730222	2007	HONDA CB SHINE	852	<input type="checkbox"/>
20220222200301	Package Policy	KA04G1435	JC65E70730164	2017	HONDA CB SHINE	1066	<input type="checkbox"/>
20220222206163	Liability Only Policy	KA04G1437	JC65E70730017	2017	HONDA CB SHINE	852	<input type="checkbox"/>
20220222209405	Liability Only Policy	KA04G1440	JC65E70732791	2000	HONDA CB SHINE	852	<input type="checkbox"/>

Total Payable Amount

Payment Proceed Through OTC

21. Click on Proceed to Payment

Note: Mode of payment through **RTGS/NEFT, Cheque, DD, Net Banking** etc., has to select **Pay through OTC**

The screenshot displays the 'Motor Insurance Applications List' interface. The 'Payment Preview' tab is active, showing a table of application details. A 'Proceed To Payment' button is highlighted with a blue box and an arrow pointing to it.

Application Reference Number	Type of Cover	Registration no.	Chasis No.	Engine No.	Year of Manufacturer	Vehicle Model	Insurance Amount	Action
20210923115227	Package Policy	KA16EP1299	MBLHAW011KHL09749	HA10ACKHL64568	2019	ZZJN0008078	1171	<input checked="" type="checkbox"/>
20210921144538	Package Policy	KA3889768	MAT445075LVB11888	275IDI07BZX523688	2020	55239220000R	15141	<input type="checkbox"/>
20210918174217	Package Policy		MAT751120LFB02953	487TC41BZX505558	2020	55075152000RXED3	57727	<input type="checkbox"/>
20210908122031	Package Policy	KA32D7783	MBNAAAACABKNM00311	NKM2BAJ0004	2019	265DIMKMBP	8604	<input type="checkbox"/>
20210908121707	Package Policy	KA03AJ5803	MD2A45AY3LWK15883	AZYWLK97732	2020	MD2AALL0268003	7102	<input type="checkbox"/>
20210908121147	Package Policy	KA33B1812	MBX0003ABVG482753	A7F1103852	2017	AAMN0052000BM00217	4003	<input type="checkbox"/>
20210908120843	Package Policy	KA09MF0194	MBJJB8EM801579802	2GDA398852	2020	INNPL02	8875	<input type="checkbox"/>
20210908115829	Package Policy	KA03AJ5802	MB1PAECD8KLE8792	KLEZ207901	2019	V2149136A	17222	<input type="checkbox"/>
20210904182015	Package Policy	KA88M1717	MBJJB8EMX01578980-0220	2GDA396791	2020	INNPL01	21537	<input type="checkbox"/>
20210904181709	Liability Only Policy	KA02MC8991	MA3EVB11S01043551	F8BIN3988988	2008	MARUTI OMNI E MPI STD	21030	<input type="checkbox"/>
Total Payable Amount							1171.00	

Click on proceed to payment

22. After Proceed through OTC payment “Click on pay Through OTC”

The screenshot displays the 'Motor Insurance Applications List' interface. At the top, there is a banner with the text 'INSURANCE MOTOR GROUP FAMILY BENEFIT SCHEME'. Below the banner, the page title is 'Motor Insurance Applications List'. The interface is divided into three tabs: 'Application Form', 'Payment Preview', and 'Payment'. The 'Payment' tab is currently active. The main content area is titled 'Premium Payment' and contains several input fields with the following values:

Field	Value
Premium Amount	26546.00
Purpose	Motor Insurance
Sub Purpose	Premium Motor
DDO Code	12026D
Date	12/27/2021

At the bottom of the form, there is a blue button labeled 'Pay Through OTC'. An arrow points from a callout box containing the text 'Click on pay through OTC' to this button.

23. Click on Print challan for reference

Welcome,
HEMA KUMAR S C

- Home
- Application for verification
- Intimation Letter
- Upload Employee Details
- Group Insurance
- Cancellation Request
- Motor Insurance
- Loan
- Reports

Motor Insurance Challan Details

Challan Ref No	Challan Amount	Voucher No	DDO Code	HOA Code
KD0322801107092929	48218.00	KD032280110709292901	12028D	8011~00~105~2~00~000

Dept Code	Dept Proposer ID	Sub Proposer Name	Remiter Name	trsryCode
12C	2	013	HEMA KUMAR S C	572H


Application Reference Number	Type of Cover	Registration no.	Chasis No.	Engine No.	Year of Manufacturer	Vehicle Model	Insurance Amount
20220225150841	Package Policy		MC1E4CKA1NP067332-001	D710114851	2021	monocoque	48218
Total Challan Amount							48218.00

[Pay Through OTC](#) [Print Challan](#)

Click on pay through OTC

Click on print challan for reference

24. Click on Print to take challan print or PDF save


GOVERNMENT OF KARNATAKA
KARNATAKA GOVERNMENT INSURANCE DEPARTMENT
MOTOR INSURANCE

GSTIN NO : _____ Generation Date : 24-Jul-2022


CHALLAN REF No./ BILL REF No. KD0722801124143628	REMITTER OFFICE CODE 176
SANCTION ORDER NUMBER SO007342	REMITTER OFFICE ADDRESS NATIONAL HYDROLOGY PROJECT, WRDO, ANANDRAO CIRCLE, B'LORE
SANCTION ORDER DATE 24-Jul-2022	
VOUCHER NUMBER KD072280112414362801	

Sl. No.	Proposal No./ Policy No.	Chasis No.	Engine No.	Vehicle Type	Premium (in Rupees)			
					Amount	CGST -9%	SGST-9%	
1	20220329190629	MA3EJKD1S00A84406	K12MN1944148	SWIFT DZIRE	6189.83	557.08	557.08	
TOTAL					6189.83	557.08	557.08	557.08
Amount In Words : Seven Thousand Three Hundred and Four Rupees					GRAND TOTAL	7304		

For Director
Motor Insurance,
Karnataka Government Insurance Department

[Back To Payment](#) [Print](#)

Click on Print button



GOVERNMENT OF KARNATAKA
KARNATAKA GOVERNMENT INSURANCE DEPARTMENT
MOTOR INSURANCE

GSTIN NO: _____ Generation Date: 24-Jul-2022

CHALLAN REF No./ BILL REF No. KD0722801124143628		REMITTER OFFICE CODE	176
SANCTION ORDER NUMBER	SO007342	REMITTER OFFICE ADDRESS	NATIONAL HYDROLOGY PROJECT, WRDO, ANANDRAO CIRCLE, B'LORE
SANCTION ORDER DATE	24-Jul-2022		
VOUCHER NUMBER	KD072280112414362801		

Sl. No.	Proposal No./ Policy No.	Chasis No.	Engine No.	Vehicle Type	Premium (in Rupees)		
					Amount	CGST -9%	SGST-9%
1	20220329190629	MA3EJKD1500A84406	K12MN1944148	SWIFT DZIRE	6189.83	557.08	557.08
TOTAL					6189.83	557.08	557.08
Amount In Words : Seven Thousand Three Hundred and Four Rupees					GRAND TOTAL	7304	

For Director
 Motor Insurance,
 Karnataka Government Insurance Department

Print

1 page

Destination

 Save as PDF ▼

Pages

All ▼

Pages per sheet

1 ▼

Margins

Default ▼

Options

Headers and footers

Background graphics

Save
Cancel

To save as PDF click on save button

25. After taking Print challan, Click on back to payment and then Click on Pay Through OTC

Sri. Basavaraj Bommai
Hon'ble Chief Minister
Government of Karnataka

KARNATAKASW

INSURANCE

LIFE MOTOR GROUP
FAMILY BENEFIT SCHEME

Motor Insurance Challan Details

Challan Ref No	Challan Amount	Voucher No	DDO Code	HOA Code
KD0722801124143628	7304.00	KD072280112414362801	12026D	8011-00-105-2-00-000

Dept Code	Dept Proposer ID	Sub Proposer Name	Remitter Name	traryCode
12C	2	013	PROJECT DIRECTOR	572H

Application Reference Number	Type of Cover	Registration no.	Chasis No.	Engine No.	Year of Manufacturer	Vehicle Model	Insurance Amount
20220329190629	Package Policy	KA02G2015	MA3EJKD1S00A84406	K12MN1944148	2017	SWIFT DZIRE	7304
Total Challan Amount							7304.00

Pay Through OTC Print Challan

Click on Pay through OTC

Activate Windows

26. Click on Select “Button” for payment mode.


Please note that, aggregator service charges apply.

ಪಾವತಿ ವಿವರಗಳು \ Payment Details


ಪಾವತಿ ವಿಧ

Mode of Payment *


Enter CAPTCHA Code *



Click on select



27. Select NEFT/RTGS, Net banking, Debit or Credit card to make payment through Cheque. (Payment through Google pay, Phone Pe select Net Banking, Bhim UP)

Home 

Please note that, aggregator service charges ma

ಪಾವತಿ ವಿವರಗಳು \ Payment Details

ಪಾವತಿ ವಿಧ

Mode of Payment

ವಿಜೆನಿ ಬ್ಯಾಂಕ್

ಹೆಸರು

Reserve Bank of India


Agency

Bank Name

ಐ.ಎಫ್.ಎಸ್.ಸಿ

ಕೋಡ್

IFSC Code

Enter CAPTCHA Code 

28. Agency Bank Name, Branch Name and IFSC Code' will fetch automatically, enter the captcha and submit the payment details

arges may be applicable.

ಆಧಾರ್ ಸಂಖ್ಯೆ | Payment Details

ಆಧಾರ್ ಸಂಖ್ಯೆ NEFT/RTGS

Mode of Payment

ಆಧಾರ್ ಸಂಖ್ಯೆ

ಆಧಾರ್ ಸಂಖ್ಯೆ Reserve Bank Of India

Agency Bank Name

ಆಧಾರ್ ಸಂಖ್ಯೆ Bangalore Regional Office

Branch Name

ಆಧಾರ್ ಸಂಖ್ಯೆ RBIS0GOKAER

IFSC Code

Enter CAPTCHA Code EEWURK

EEWURK

ಆಧಾರ್ ಸಂಖ್ಯೆ | Submit

ಆಧಾರ್ ಸಂಖ್ಯೆ | Reset

Agency Bank Name, Branch Name and IFSC Code' will fetch automatically

29. Select Remitters Bank Name, Brank Name and IFSC code

Generate Mandate

ಫಲಾನುಭವಿ/ಬೆನಿಫಿಯರಿ ವಿವರ
Beneficiary Details

ಫಲಾನುಭವಿ ಹೆಸರು Beneficiary Name	Government of Karnataka	ಫಲಾನುಭವಿ ಸಂಖ್ಯೆ Reference Number	KD1221801128195243
ಬ್ಯಾಂಕ್ ಹೆಸರು Bank Name	Reserve Bank of India	ಬ್ಯಾಂಕ್ ಶಾಖೆ ಹೆಸರು Bank Branch Name	Bangalore Regional Office
IFSC ಕೋಡ್ IFSC Code	RRB000KAR	ಫಲಾನುಭವಿ ಖಾತೆ ಸಂಖ್ಯೆ Beneficiary Account Number	KD1221801128195243

ಫಲಾನುಭವಿ/ಫಲಾನುಭವಿ ವಿವರ
Remitter Details

ಫಲಾನುಭವಿ ಹೆಸರು Remitter's Name	SHWETHA N	ಫಲಾನುಭವಿ ವಿಳಾಸ Address	
ಫಲಾನುಭವಿ ಬ್ಯಾಂಕ್ ಹೆಸರು Remitter's Bank Name	Select	ಫಲಾನುಭವಿ ಬ್ಯಾಂಕ್ ಶಾಖೆ ಹೆಸರು Remitter's Branch Name	Select
ಫಲಾನುಭವಿ IFSC ಕೋಡ್ Remitter's IFSC Code		ಫಲಾನುಭವಿ ಖಾತೆ ಸಂಖ್ಯೆ Remitter's Account Number	

ವಿಳಾಸ/ಫಲಾನುಭವಿ ವಿವರ
Amount Details

ಫಲಾನುಭವಿ ಮೊತ್ತ Amount	25546	ಫಲಾನುಭವಿ ಕಮಿಷನ್ ಮೊತ್ತ Commission Amount	
ಫಲಾನುಭವಿ ಒಟ್ಟು ಮೊತ್ತ Total Amount		ಫಲಾನುಭವಿ ವಿವರ Remarks	KD1221801128195243

ಮುದ್ರಿಸಿ / Print

Select Remitters Bank Name,
Brank Name and IFSC code

30. Can view Bank Name, Remitters Bank Name and IFSC code, cross check the details and take “Print”

Bank Name	Reserve Bank of India	Administrator Name	Bangalore Regional Office
IFSC Code	RBIS0GOKAER	Beneficiary Account Number	KD1221801129115825
ರಿಮಿಟರ್ ವಿವರಗಳು/Remitter Details			
ರಿಮಿಟರ್ ಹೆಸರು Remitter's Name	SHWETHA N	ವಿಳಾಸ Address	
ರಿಮಿಟರ್ ಬ್ಯಾಂಕ್ ಹೆಸರು Remitter's Bank Name	CANARA BANK	ರಿಮಿಟರ್ ಬ್ಯಾಂಕ್ ಶಾಖೆ ಹೆಸರು Remitter's Branch Name	SPECIALISED SME BRANCH
ರಿಮಿಟರ್ IFSC ಕೋಡ್ Remitter's IFSC Code	CNRB0010149	ವಾಹಿನಿ ಸಂಖ್ಯೆ Account Number	01492200067192
ಮೊತ್ತದ ವಿವರಗಳು/Amount Details			
ಮೊತ್ತ Amount	26546	ಆಯೋಜನೆ ಮೊತ್ತ Commission Amount	
ಒಟ್ಟು ಮೊತ್ತ Total Amount		ಟಿಪ್ಪಣಿಗಳು Remarks	KD1221801129115825
ಮುದ್ರಿಸಿ Print			

Crosscheck whether the details are correct and take the “Print”

31. Final step Remitters have to take the print and make the payment through Bank



Department of Treasuries
KHAJANE-II

Application Form for NEFT/RTGS Remittances

Bank and Branch Name:	STATE BANK OF INDIA, DODDABALLAPUR
Challan Creation Date:	25/02/2022
Remitter Details:	
Name of Applicant:	SRINATHA GOWDA C S
Remitter Account No.:	54046644486
Remitter Address:	
Contact Number:	
E-mail ID:	
Beneficiary Details:	
Beneficiary Name:	Government Of Karnataka
Beneficiary Bank Name:	Reserve Bank Of India
Beneficiary Branch:	Bangalore Regional Office
Beneficiary Account No.:	KD0222801125173021
Beneficiary Bank's IFSC Code:	RRES0GOKAER
Amount(In figures)(A):	Rs 20548/- Only
Amount(In words)(A):	Twenty Thousand Five Hundred Forty Eight Only
Bank's Charges(B): (Transaction charges and taxes applicable at bank level.)	
Total(A+B):	
DDO Details:	
DDO Office:	DIRECTORATE OF KARNATAKA GOVERNMENT INSURANCE, BANGALORE
DDO Code:	12026D
Payment Details:	
Enclosed is Cheque No. _____ drawn on my/our account for Rs 20548 favouring Reserve Bank Of India towards the above NEFT/RTGS transactions.	
OR	
Kindly debit my account number YES/NO. I/WE have read the conditions and agreed to be bound by them.	
Challan Creation Date:	25/02/2022
Challan Expiry Date :	04/03/2022
Signature of Applicant	
<p>(i) NEFT/RTGS Mandate should be presented to Bank within Challan expiry date.</p> <p>(ii) Transaction Charges and taxes applicable at bank level.</p> <p>(iii) No change is allowed in the NEFT/RTGS details by the customer or the originating bank. The transaction is liable to be rejected in case of any change in the NEFT/RTGS details</p> <p>(iv) This NEFT/RTGS transaction should reach the destination bank before expiry of challan period. In case of delay, the NEFT/RTGS transaction would be returned to the originating account. It would be the responsibility of the customer and the originating bank to ensure that the NEFT/RTGS remittance reaches the beneficiary account well before the expiry period.</p>	

32. Department has to take the print of challan and attach cheque and submit the bank
33. Once the payment is success and Department should check in status of Application to take bond
In concerned login

Welcome, KARNATAKASW

Sri. Basavaraj Bommai
Hon'ble Chief Minister
Government of Karnataka

INSURANCE

LIFE MOTOR GROUP FAMILY BENEFIT SCHEME

Motor Insurance Status of Renewal Application

Show 10 entries

Serial no	Application Reference Number	Type of Cover	Registration No.	Chassis No.	Engine No.	Year of Manufacture	Vehicle Model	Policy Number	Status	Action
1	20220623185136	Package Policy	KA 02G2014	MA3EJKD1S00A94 296	K 12MN1954883	2017	SWIFT DZIRE	1232587	Approved	View Unsigned MB Bond

Previous 1 Next

Click on status of application to view application status after payment

View here for unsigned bond

After it is signed by AD, Can able to view signed bond